

Kindergarten Tea

August 23, 2023



Dr. Mary O'Meara

Superintendent of Schools



Board of Education

President, Debbie Bernstein

Trustee, Ginger Lieberman



Dr. Christopher Dillon

Assistant Superintendent for Business



Information on Lunch/Recess



- ☐ Students will have lunch in the cafeteria.
- ☐ Students can bring lunch from home or lunch can be purchased through our food service for **\$3.00**. ALL MEALS PROVIDED BY THE SCHOOL MUST BE PRE-ORDERED through FDMMealPlanner.
- ☐ The class stays together during the lunch/recess period.
- ☐ We will be using our entire school grounds to provide opportunity for play and activities.

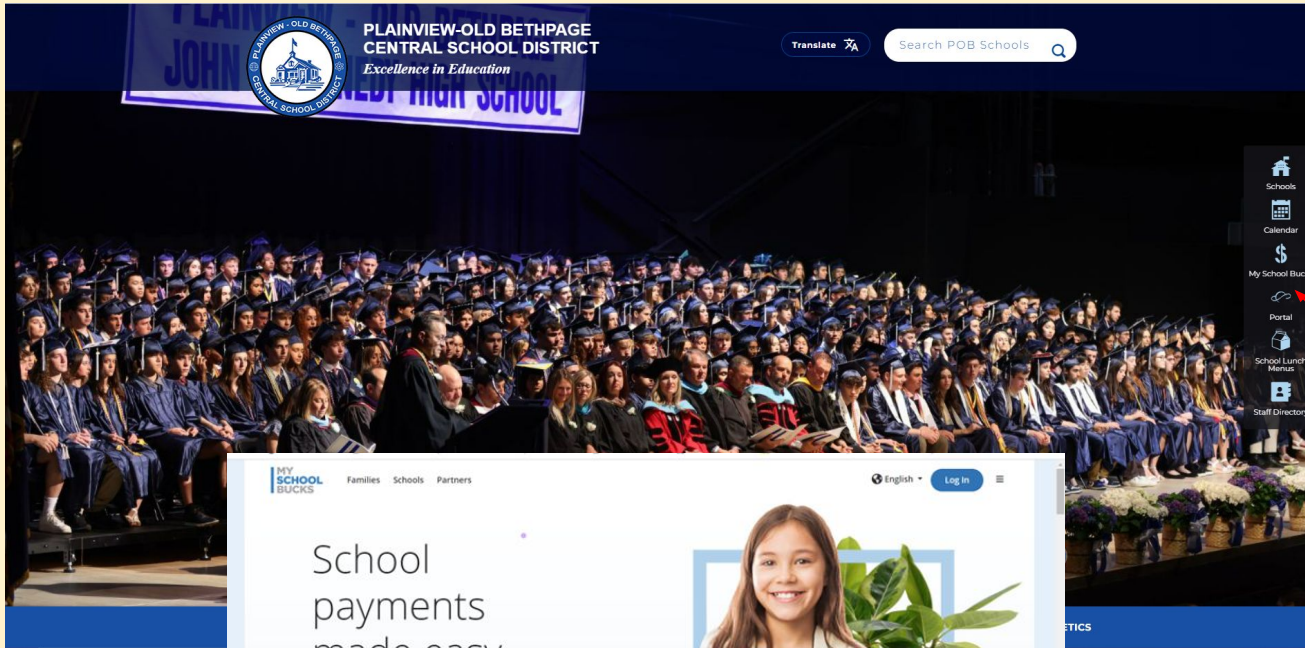


More Information on Lunch/Recess

- If your child has food allergies, information regarding the allergies must be sent to the school nurse.
- All food allergy information is shared by secure data transfer with the kitchen staff.
- Kitchen staff checks what you ordered against the recipes for the food offered to ensure your child does not consume allergens.
- You can view the ingredients and filter offerings to delete certain ingredients such as gluten, nuts and dairy from the menus you view on FDMealPlanner.



Meals pre-paid through MySchoolBucks



Find your child's student ID number on the Infinite Campus Parent Portal and then go to the District website:

www.pobschools.org

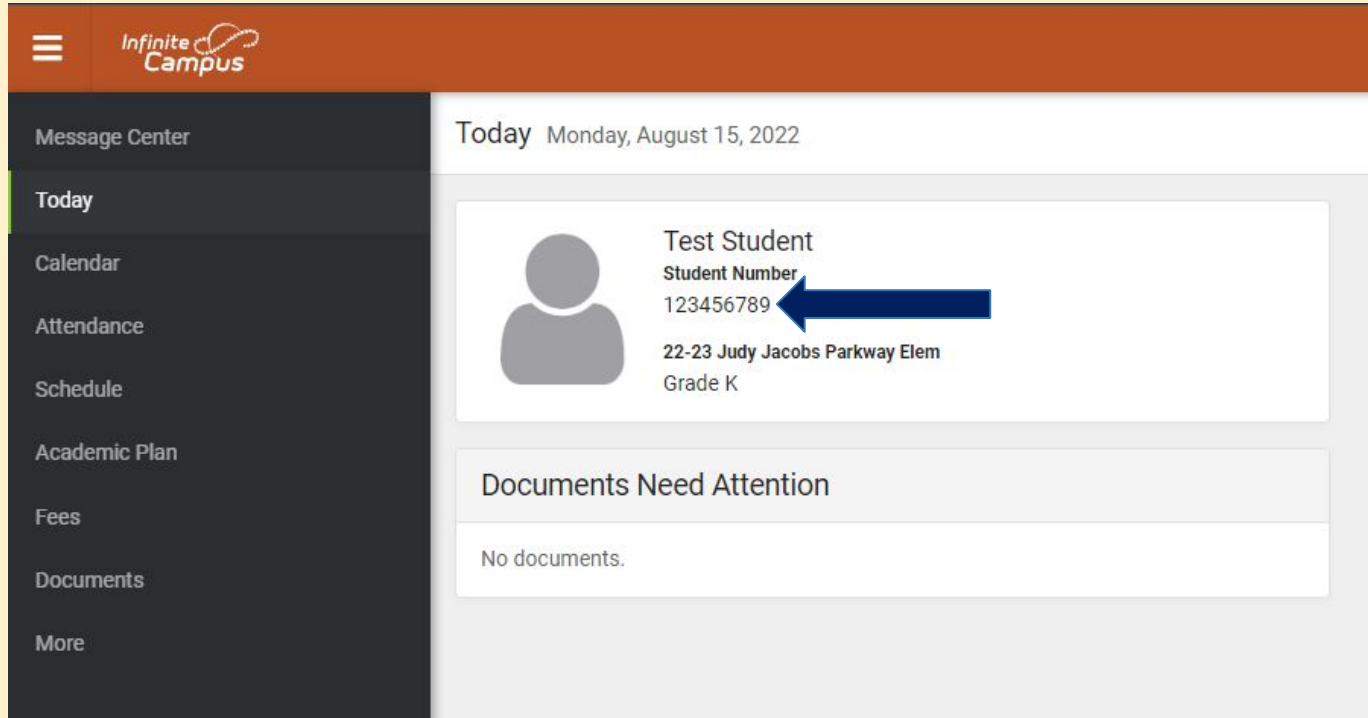
Click on:

\$ “MySchoolBucks”

and sign up for MySchoolBucks!

How to find your child's Student ID#

Log in to the Parent Portal and click on "Today" to view your child's Student ID #



The screenshot displays the Infinite Campus Parent Portal interface. On the left is a dark sidebar with a menu containing: Message Center, Today (highlighted with a green bar), Calendar, Attendance, Schedule, Academic Plan, Fees, Documents, and More. The main content area has an orange header with the Infinite Campus logo and a hamburger menu icon. Below the header, the date 'Today Monday, August 15, 2022' is shown. A white card displays a student profile for 'Test Student' with a grey person icon, the text 'Student Number 123456789', and school information '22-23 Judy Jacobs Parkway Elem Grade K'. A blue arrow points to the student number. Below this card, a section titled 'Documents Need Attention' shows 'No documents.'

Message Center

Today

Calendar

Attendance

Schedule

Academic Plan

Fees

Documents

More

Today Monday, August 15, 2022

Test Student

Student Number
123456789

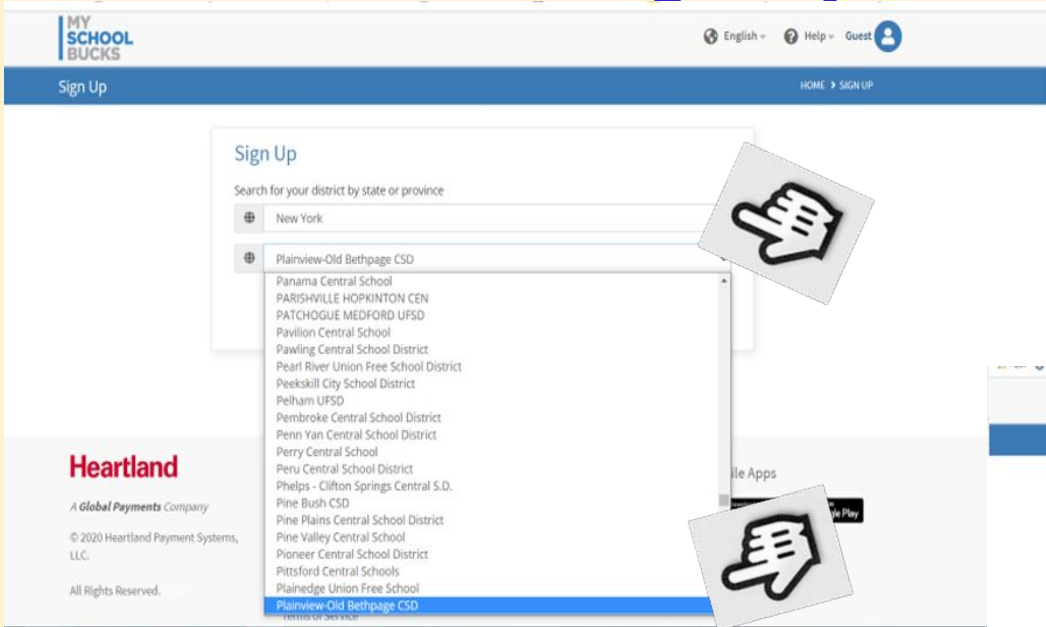
22-23 Judy Jacobs Parkway Elem
Grade K

Documents Need Attention

No documents.

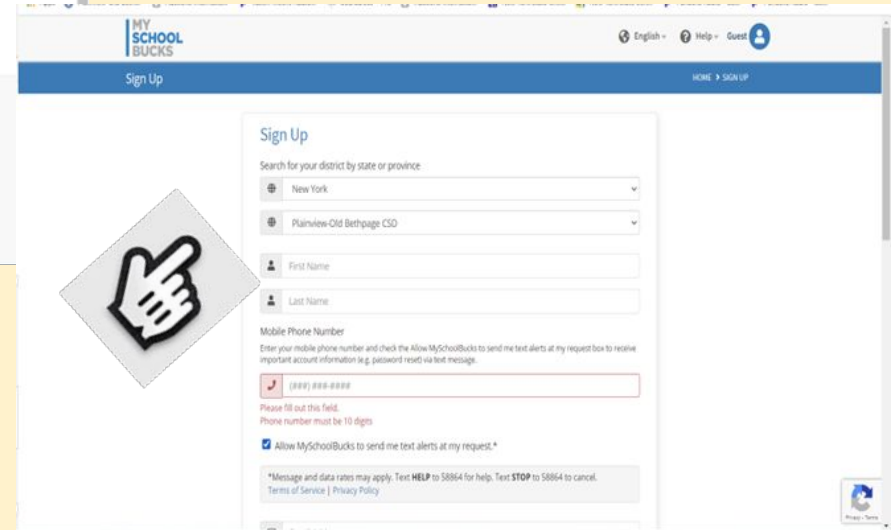
Using MySchoolBucks

After you choose New York, you will choose Plainview-Old Bethpage CSD from the drop-down menu



The screenshot shows the 'Sign Up' page of the MySchoolBucks website. At the top, there is a navigation bar with 'English', 'Help', and 'Guest' links. Below the navigation bar, the 'Sign Up' section is active. A search prompt 'Search for your district by state or province' is followed by a dropdown menu showing 'New York'. Below this, another dropdown menu lists various school districts, with 'Plainview-Old Bethpage CSD' highlighted. A hand icon points to this selection. The footer includes the 'Heartland' logo, 'A Global Payments Company', and copyright information for 2020.

Continue to follow the prompts and remember to have your child's student ID # handy. You can find this on your child's Infinite Campus page (parent portal).



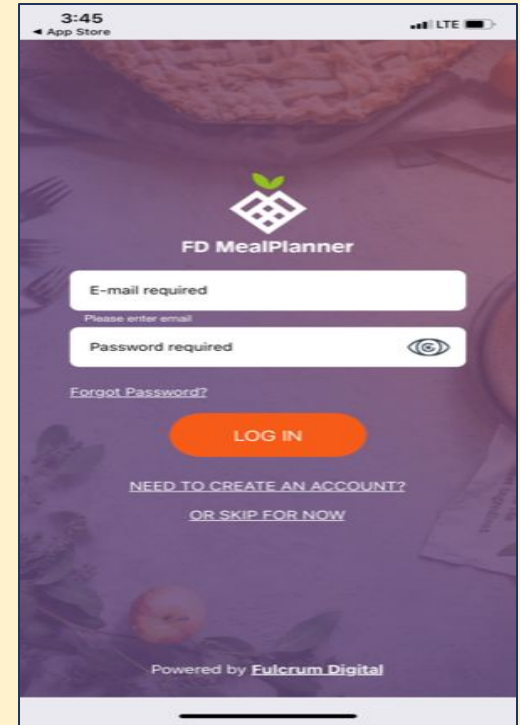
The screenshot shows the 'Sign Up' page of the MySchoolBucks website, continuing from the previous step. The 'New York' and 'Plainview-Old Bethpage CSD' selections are confirmed. Below these, there are input fields for 'First Name' and 'Last Name'. A 'Mobile Phone Number' section follows, with a prompt to enter the number and a checkbox to 'Allow MySchoolBucks to send me text alerts at my request.*'. A hand icon points to the mobile phone number input field. The footer includes a disclaimer about message and data rates, and links to 'Terms of Service' and 'Privacy Policy'.

Pre-order meals using FD MealPlanner

On your computer, go to fdmealplanner.com or on your phone's App Store and search for "FDMealPlanner"



*Download the app
and sign up*




FD MealPlanner Online


On your computer, go to www.POBSchools.org and click on the milk carton.



FD MealPlanner Online



**PLAINVIEW-OLD BETHPAGE
CENTRAL SCHOOL DISTRICT**
Excellence in Education

Translate 

[OUR DISTRICT](#)[SCHOOLS](#)[BOARD OF EDUCATION](#)[DISTRICT OFFICES](#)[DEPARTMENTS](#)[STAFF](#)[STUDENTS](#)[FAMILIES](#)[ATHLETICS](#)

Home > Our District > POB Food Service > 2022-2023 Food Service Information

POB Food Service


2022-2023 Food Service Information

[Elementary School Menus](#)

[Middle School Menus](#)

[High School Menus](#)

[A Beginner's Guide to School Lunch](#)



2022-2023 School Lunch Program Information

Lunch is now \$2.80 for students in grades K-4 and \$3.00 for students in grades 5-12.

← Monthly breakfast and lunch menus, by grade level, can be found on this webpage.

For any food service related questions, please contact our Food Service Director, Ms. Karen Ball, at ballk@whitsons.com

Meal Planner Website

- [Order Meals with FD Meal Planner](#)

Schools

Calendar

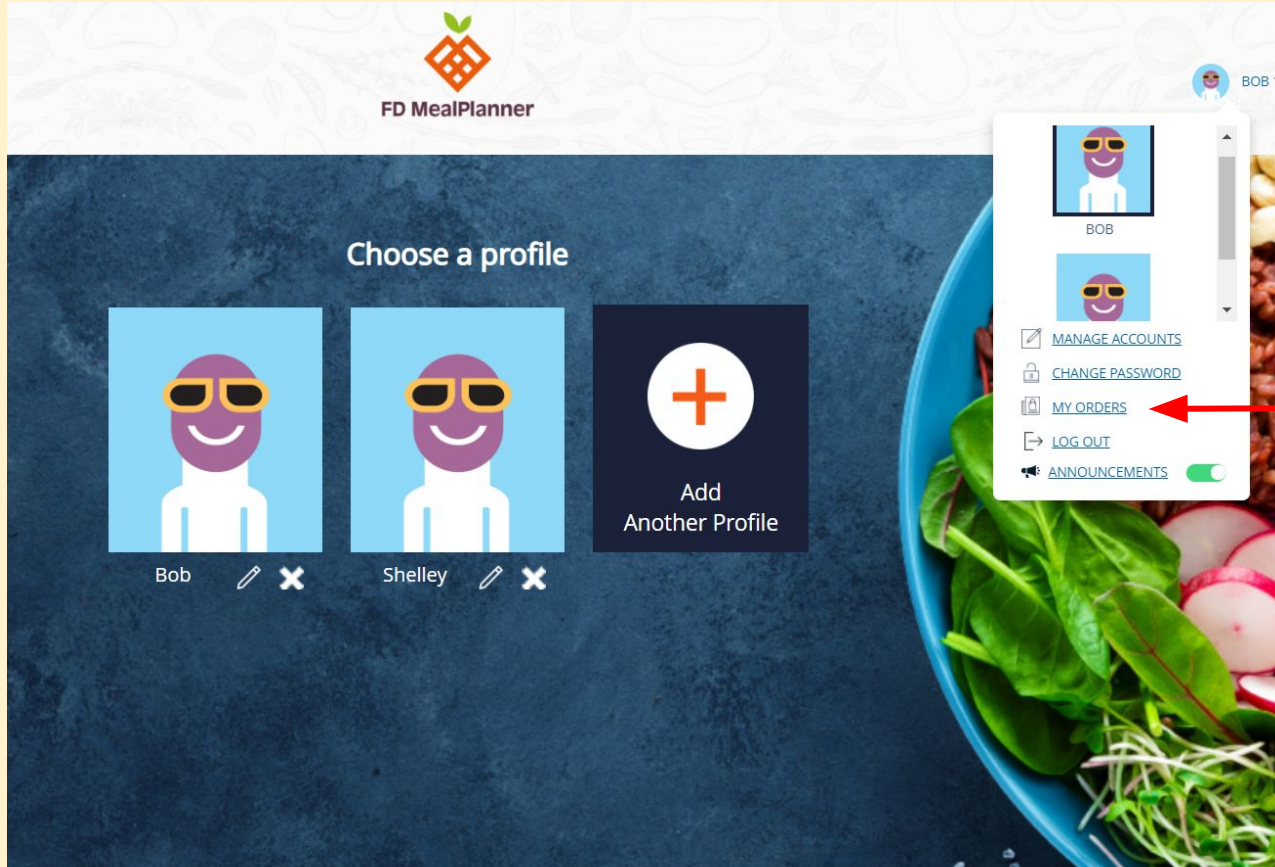
My School Bucks

Portal

School Lunch Menus

Staff Directory

FD MealPlanner Online

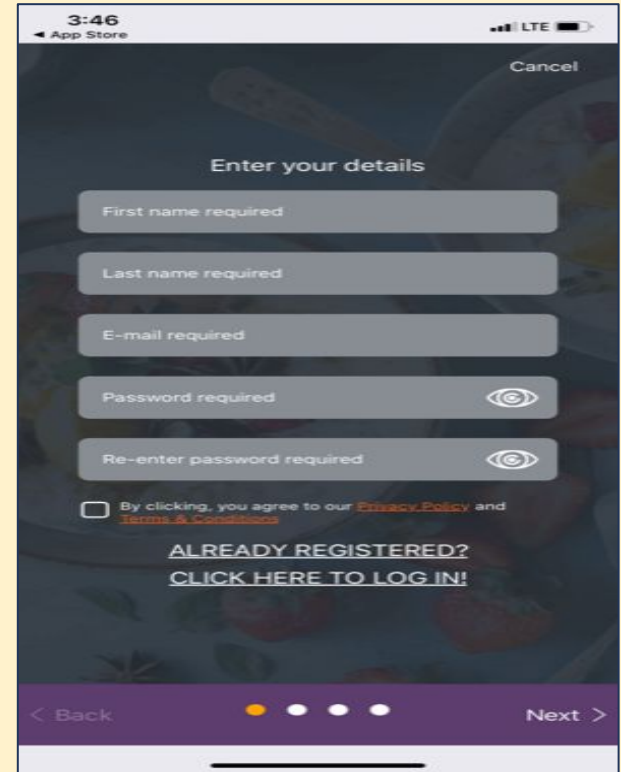


You may go back to review orders you placed and edit them as you wish.

FD MealPlanner Online

With FD MealPlanner you can:

- ✓ pre-order meals
- ✓ look up the ingredients in each meal
- ✓ filter meals based on allergy information



The screenshot shows a mobile app interface for registration. At the top, the status bar displays '3:46', 'App Store', 'LTE', and a battery icon. A 'Cancel' link is in the top right. The main heading is 'Enter your details'. Below it are five input fields: 'First name required', 'Last name required', 'E-mail required', 'Password required' (with an eye icon for toggling visibility), and 'Re-enter password required' (also with an eye icon). Below the fields is a checkbox with the text 'By clicking, you agree to our [Privacy Policy](#) and [Terms & Conditions](#)'. At the bottom of the form area, there are two links: 'ALREADY REGISTERED?' and 'CLICK HERE TO LOG IN!'. The bottom navigation bar is purple and contains a '< Back' button, four dots (the first is orange), and a 'Next >' button.

School Lunch: Final Thoughts

- Lunch will need to be ordered at least twenty-four (24) hours in advance. You can place orders by the week and up to a month in advance.
- Consider sending your child to school with lunch for the first few days. Teachers will be focusing on developing the daily school routine, including the cafeteria experience.



Mr. Christopher Donarummo

Assistant Superintendent for Student Services & Safety



Discussion Items


- District & Building Communication
- Access to the Infinite Campus Parent Portal
- Review Transportation Information
- Kindergarten Bus Tags
- Distribution of Chromebooks



Communication: District Website



**PLAINVIEW-OLD BETHPAGE
CENTRAL SCHOOL DISTRICT**
Excellence in Education

Translate 

Search POB Schools 

JOHN F. KENNEDY HIGH SCHOOL



Schools



Calendar



My School Bucks



Portal



School Lunch
Menus



Staff Directory

OUR DISTRICT

SCHOOLS

BOARD OF EDUCATION

DISTRICT OFFICES

DEPARTMENTS

STAFF

STUDENTS

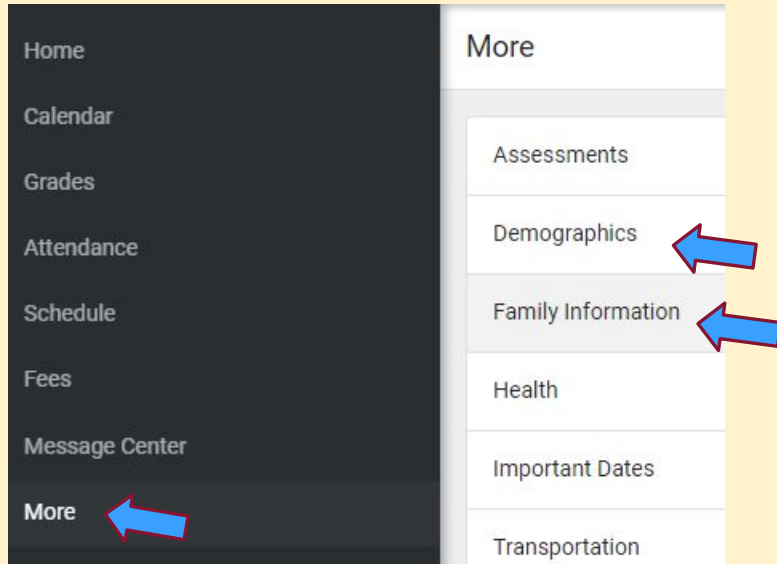
FAMILIES

ATHLETICS

Communication Methods

Phone, Email & Text Communications

Contact information listed
in the Parent Portal



Hi Test Parent,

Judy Jacobs-Parkway Elementary School invites you to join ParentSquare

Activate your account

Alex Goldberg invites you to join ParentSquare at Judy Jacobs-Parkway Elementary School. To activate your account and confirm that we have the correct email for you, please click the link above.

If you do not have a child at Judy Jacobs-Parkway Elementary School or are not associated with the school, please contact Judy Jacobs-Parkway Elementary School at 516-434-3358.

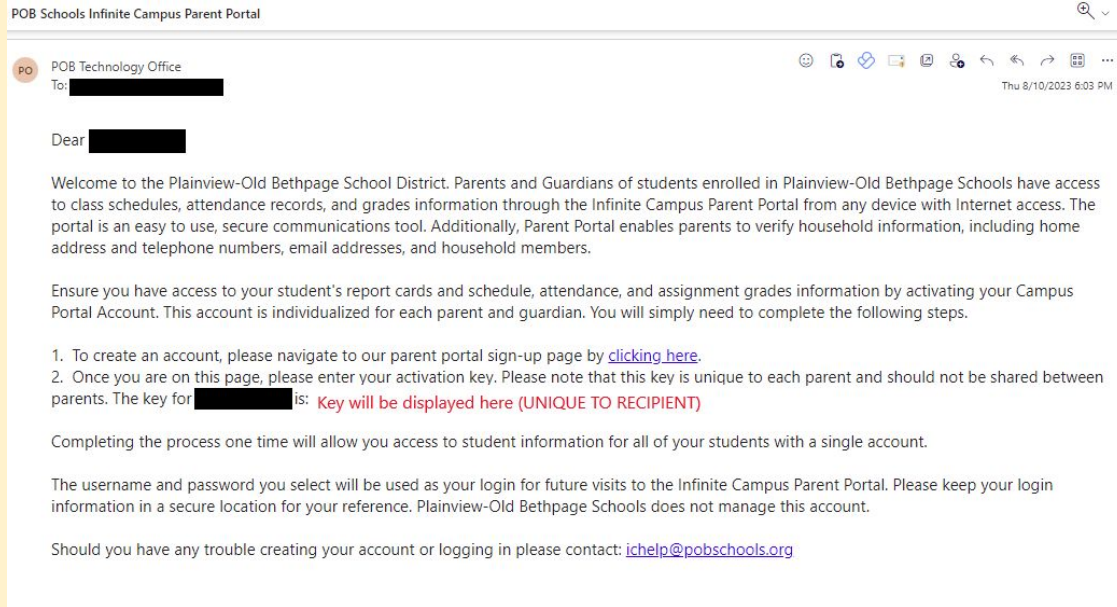
We are very happy to have you on board. Thank you for joining!

Please do not reply to this email.



Infinite Campus Parent Portal

First Time Access and Creating Your Account



For first time users only

Before you can access your parent portal account, you need to setup and create a portal account.



You should have received an email on how to create your portal account.

1. Click on the link to create your account. When prompted for key, utilize the key provided in the email. This code is unique to the recipient and should not be shared.
2. Enter your desired username and password.
3. Any issues creating or accessing your account can be directed to ichelp@pobschools.org.

Infinite Campus Parent Portal

Gaining Access to the Parent Portal

The image consists of three side-by-side screenshots illustrating the process of accessing the Infinite Campus Parent Portal. The first screenshot shows a sidebar menu with icons for Schools, Calendar, My School Bucks, Portal, School Lunch Menus, and Staff Directory. A red circle with the number '1' and a blue arrow points to the 'Portal' icon. The second screenshot shows the login page for 'PLAINVIEW-OLD BETHPAGE CSD' with options to log in as a 'Campus Student' or 'Campus Parent'. A red circle with the number '2' and a blue arrow points to the 'Campus Parent' button. The third screenshot shows the login form for 'PLAINVIEW-OLD BETHPAGE CSD' with fields for 'Parent Username' and 'Password', a 'Log In' button, and links for 'Help', 'Log in to Campus Student', and 'New User?'. A red circle with the number '3' and a blue arrow points to the 'Log In' button.



1



2

3

1. Once you have created your Portal account, go to the POB schools district website, www.pobschools.org, and click on the **Portal** icon.
2. Click on **Campus Parent**.
3. Login using your **Parent Username** and **Password** you created.

Infinite Campus Parent Portal



- Message Center
- Today
- Calendar
- Assignments
- Grades
- Grade Book Updates
- Attendance
- Schedule 
- Academic Plan
- Reports
- Discussions
- More 

Schedule

T1 T2 T3

Term T1 (09/03 - 12/06)

DAY: 1

HR	GRADE 02 9:20 AM - 9:29 AM
1	ENGLISH LANGUAGE ARTS 2 9:30 AM - 10:15 AM
2	ENGLISH LANGUAGE ARTS 2 10:16 AM - 11:01 AM
3	MATHEMATICS 2 11:02 AM - 11:47 AM
4	SCIENCE 2 11:48 AM - 12:33 PM
5	PHYSICAL EDUCATION GR2 12:34 PM - 1:19 PM

More

Assessments

Demographics

Family Information

Important Dates

Lockers

Transportation 

Independent Benchmark

Campus Backpack



Transportation

Bus Detail

To School

Bus: L025

Time: 9:05 AM

Stop: Edgewood Gate & Hillwood Ln

From School

Bus: L025

Time: 3:35 PM

Stop: Edgewood Gate & Hillwood Ln

Infinite Campus Parent Portal

Account Settings



Home

TESTSTUDENT



TEST STUDENT



Enrollment

23-24 Old Bethpage Elementary
Grade K

Student Number

123456789

Today's Schedule



No schedule.

Recent Attendance Updates



No recent attendance updates in the last two weeks. [Change Settings.](#)

Announcements



No Announcements.

Inbox



No messages available.

Kindergarten Transportation Letters

Transportation Procedures:

- ☐ Elementary buses are scheduled to arrive to school at 9:10am and depart at 3:25pm
- ☐ Students are only transported to and from the assigned stop posted in the Parent Portal
- ☐ Students should arrive to their assigned bus stop at least 10-minutes prior to the posted time
- ☐ Kindergarten students are not be permitted to disembark the bus without a parent/guardian present at the bus stop
- ☐ Bus attendants are assigned to elementary routes on a rotating basis for September to provide additional assistance to students
- ☐ If you choose to transport your child, please send a notification to the building principal



Kindergarten Bus Tags



Kindergarten bus tags help drivers, attendants and staff identify our new students

Key Information Included:

- School Name
- First & Last Name of Student
- Kindergarten Student
- Bus Number

Please place the bus tag in the holder and attach to your child's backpack with the zip tie provided

Distribution of Chromebooks

- ❑ All students will receive Chromebooks during the Fall. Chromebooks will be distributed by the building Technology Aides to students during the school day.
- ❑ As part of the registration process you completed a device agreement for the Chromebook that your child will be receiving. A copy of the agreement is available on the District website under Technology.
- ❑ Teachers and building administrators will share with you further information on how the Chromebooks are utilized in the classroom.
- ❑ Any issues or questions regarding the Chromebooks should be directed to the classroom teacher.

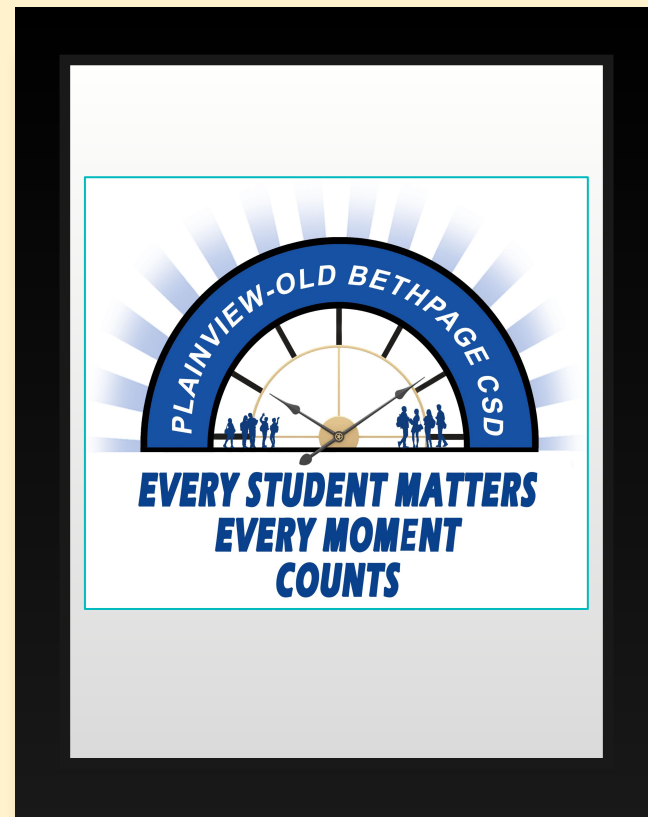


Questions and/or Concerns

asktransportation@pobschools.org

ichelp@pobschools.org

(516)434-3074



More to come!

- Curriculum Night
 - Tuesday, October 10th
 - English, Math, Science, Social Studies, SEL, Play and more



Part 2 of our Kindergarten Tea: Time with your building Principals and PTA

Stratford Road - Remain in the Auditorium
Judy Jacobs Parkway School - Auxiliary Cafeteria
Old Bethpage Elementary - Library
Pasadena Elementary - Cafeteria

Activity: Tell us about your Kindergartner!

After your Q&A session with your building principals, take some time to write a note to your child's kindergarten teacher.

